



Apple AirTag Ultimate Tracking Device User Manual

[Home](#) » [Apple](#) » **Apple AirTag Ultimate Tracking Device User Manual** 

Contents

- [1 Apple AirTag Ultimate Tracking Device](#)
- [2 SPECIFICATIONS](#)
- [3 WHAT'S IN THE BOX](#)
- [4 DESCRIPTION](#)
- [5 PRODUCT USAGE](#)
- [6 FEATURES](#)
- [7 PRECAUTIONS](#)
- [8 FREQUENTLY ASKED QUESTIONS](#)
- [9 VIDEO – PRODUCT OVERVIEW](#)



Apple AirTag Ultimate Tracking Device



SPECIFICATIONS

- **Brand:** Apple
- **Are Batteries Included:** Yes
- **Color:** White
- **Number of Batteries:** 1 Lithium Metal batteries required. (included)
- **Item Dimensions:** LxWxH 1.6 x 1.6 x 0.31 inches

WHAT'S IN THE BOX

- AirTag Ultimate Tracking Device
- User Manual

DESCRIPTION

The Apple AirTag is a tracking gadget that is designed to help you keep track of your stuff. It is a very compact and lightweight device. It syncs up with your iPhone and uses the Find My app to help you find whatever you're looking for. You may attach an AirTag to personal objects like keys, wallets, luggage, or other valuables by using the adhesive backing that comes with the tag. You can simply locate items that you have misplaced with the use of your iPhone or another Apple device by utilizing capabilities such as Precision Finding, sound playback, and the Find My network.

The AirTag has resistance to water and dust, allows for personalized engraving, and makes it easy to replace the battery. It places a high priority on privacy and security, so ensuring that your location data is kept confidential. The Apple AirTag is a helpful and dependable device that can assist you in keeping track of the things that are vital to you.

PRODUCT USAGE

Apple's AirTag is a handy little monitoring device that can assist you in keeping tabs on all of your personal things.

The following is an explanation of how the product should be used:

- **Configure the AirTag as follows:**

Remove the protective cover from the AirTag after you have opened the packing. Bring the AirTag into close proximity to your iPhone or another Apple device if it's compatible.

- **Take note of the instructions displayed on the screen:**

Your iPhone will automatically recognize the AirTag and then walk you through the process of setting it up. Typically, this is accomplished by utilizing the Find My app on your iOS device to match the AirTag with your Apple ID.

- **Join the AirTag for the following items:**

After the AirTag has been configured, it can be fastened to the thing you wish to keep tabs on, such as a set of keys, a wallet, a purse, or other valuables. You may either tuck it away inside the item, or you can secure it to the outside with a keychain or some adhesive.

- **Keep tabs on your personal property:**

Launch the Find My app on your iPhone or any device that is compatible with Apple products to keep track of your belongings. To access the list of AirTags that are connected to your Apple ID, navigate to the "Items" tab and tap on it.

- **Discover where your item is:**

You can use the Find My app to make an item equipped with an AirTag and play a sound to assist you in locating it while you are in close proximity to the item. The application offers direction and guidance on the distance that is approximately traveled to reach the AirTag.

- **When using a device that is compatible, Precision Finding is when:**

If you have an iPhone model that is compatible with Precision Finding and has a U1 chip, you will be able to get more accurate directions to your AirTag using this feature. The software will provide you with visual as well as tactile feedback to help you find its whereabouts.

- **Enable Lost Mode:**

You can activate Lost Mode inside the Find My app in the event that you are unable to locate your item. This gives you the ability to enter contact information, allowing anyone who discovers your item to get in touch with you anonymously through Apple's network and let you know they've found it.

- **Follow the location of your AirTag with another Apple device:**

You can still follow your AirTag even if you don't have your iPhone on you by using another Apple device that is compatible with the service and is signed in with your Apple ID. The Find My app can be downloaded onto an iPad or a Mac, or it can be accessed via a web browser at [iCloud.com](https://www.icloud.com).

- **Take the battery out of the device or replace it:**

You will get a notification on your iPhone when the remaining battery life of your AirTag is getting dangerously low. Turn the back cover of the AirTag counterclockwise to replace the battery. Once the old battery has been removed, replace it with a brand new CR2032 coin cell battery.

- **Remove a paired AirTag or delete it:**

Using the Find My app, you can unpair or delete an AirTag if you no longer need to track it or if you want to remove it from your Apple ID. Alternatively, you can remove it from your Apple ID. This disassociates the AirTag from your account so that it can no longer be used.

When you use Apple AirTag to keep track of your belongings, it is important to remember to obey any applicable local regulations and to protect your personal information. In addition, it is very important to note that these instructions are based on general usage. If you are looking for specific recommendations and features, it is strongly recommended that you turn to the official documentation or support resources provided by Apple.

FEATURES

Apple's AirTag is an adaptable monitoring gadget that comes with a number of capabilities that are designed to make it easier for you to keep tabs on your various possessions.

The Apple AirTag has a number of important characteristics, including the following:

- **Obtaining Accurate Information:**

The AirTag's Precision Finding feature is only available on iPhone models that are compatible with it and come equipped with the U1 chip. This feature makes it easier to locate your stuff by utilizing augmented reality and haptic feedback to deliver more specific directions to your AirTag.

- **Discover My Connection:**

When you misplace something, the AirTag can help you find it by tapping into the extensive network of Apple devices that are part of the Find My network. When your AirTag is in the same area as other Apple devices, it is able to send its location to the owner in a way that is both secure and anonymous via the Find My app.

- **Sound Reproduction:**

You may use the Find My app to make the AirTag produce a sound, which will assist you in locating your item when it is in the immediate vicinity. The sound is clear and loud, which makes it simpler to find items that have been misplaced that are within range.

- **Lost Mode:**

You can activate Lost Mode inside the Find My app in the event that you are unable to locate your item. You have the ability, through Lost Mode, to enter anonymous contact information for yourself, such as a phone number or email address, so that if someone discovers your item, they can get in touch with you through the Find My network without revealing their identity.

- **NFC Compatibility:**

The AirTag features Near Field Communication (NFC) technology, which makes it possible for it to be touched with a smartphone that supports NFC in order to read the owner's contact information. This makes it simpler for someone who finds your item to give it back to you if they have your information.

- **Resistance to both water and dust:**

The AirTag has a classification of IP67, which indicates that it is resistant to water as well as dust. It is able to endure being submerged in water that is up to one meter deep for up to half an hour.

- **The engraving that can be personalized:**

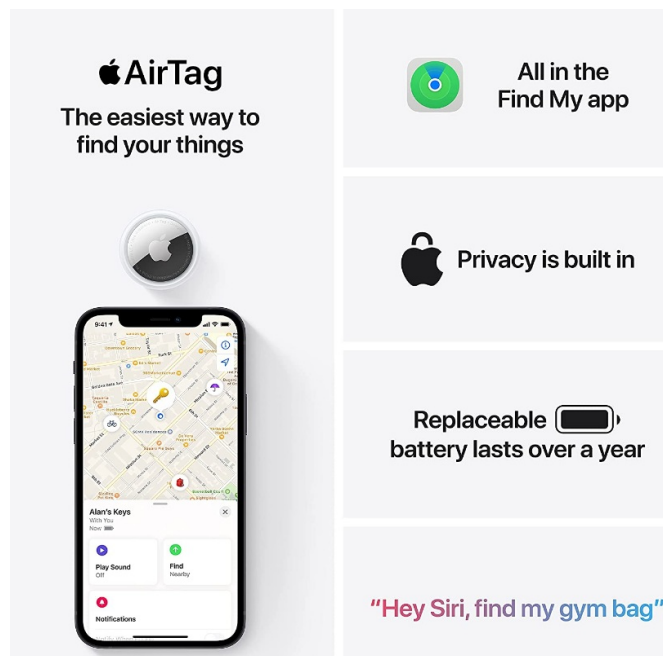
During the process of making a purchase on the Apple website or through the Apple Store app, you have the option to customize your AirTag by having it engraved with text or a selection of emoji.

- **Alternating Between Batteries:**

The AirTag is powered by a CR2032 coin cell battery, which can be replaced by the user at any time. You will be notified on your iPhone when the battery life is getting dangerously low, and it only takes a simple twist of the back cover to remove the battery and replace it.

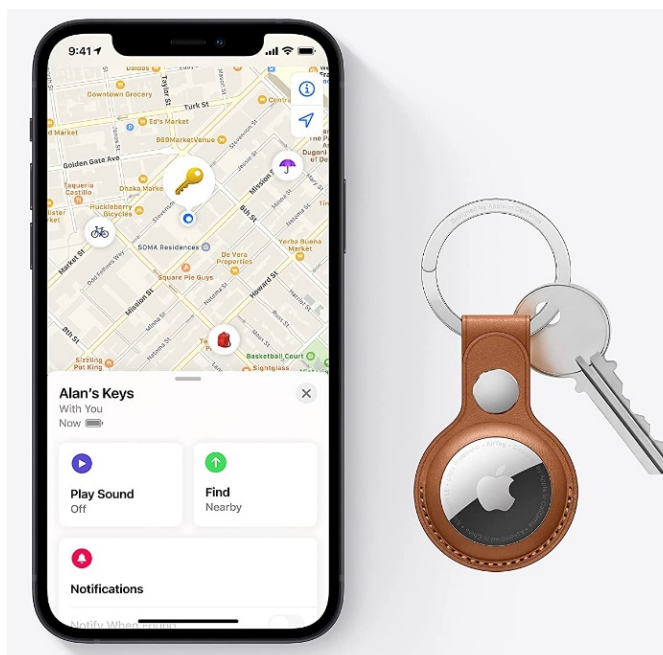
- **Confidentiality and safety:**

Apple has adopted a number of privacy and security precautions to safeguard your data and guarantee that the information regarding your location will be kept confidential. Your privacy is protected by the AirTag through the use of end-to-end encryption as well as anonymous identification.



- **Collaboration with the Find My App service:**

The AirTag can be used in conjunction with the Find My app, which can be downloaded to an iPhone, iPad, or Mac computer, as well as used in a web browser. This app gives you a centralized location from which you can monitor and manage all of your Apple devices, including AirTags.



The Apple AirTag is equipped with all of these outstanding features and more. It's crucial to keep in mind that certain features and capabilities can change, therefore it's best to turn to the official Apple literature or product information for specifics on the AirTag's capabilities and features when looking for information on those aspects of the device.

PRECAUTIONS

It is essential to keep certain safety measures in mind when using the Apple AirTag in order to protect one's privacy and maintain their sense of security.

Take into consideration the following safety measures:

- **Observe the laws of the community:**

Get yourself acquainted with the rules and laws that govern the usage of tracking devices in your area. Make sure that your use of the AirTag is in accordance with the rules and regulations that are applicable in your area.

- **Honor the need for privacy:**

AirTag should be used in a responsible manner, and users should always respect the privacy of others. Avoid using the AirTag to track people without first obtaining their permission, and don't attach AirTags to other people's belongings without first obtaining their permission.

- **Turn off notifications that aren't necessary:**

If you have lent or been given an item that has an AirTag attached to it, it is possible that you will receive notifications regarding an unknown AirTag moving with you. You can stop receiving these messages and get rid of the unknown AirTag by following the instructions that are specified in the notification that was sent to you.

- **Attach the AirTag in a safe and secure manner:**

When you connect the AirTag to your possessions, you should make sure that it is firmly fixed so that it does not become accidentally detached. This helps to prevent the AirTag as well as the item that it is linked to from being lost or damaged.

- **Take extra care with your own belongings:**

It is best not to connect AirTags to items that include sensitive or personal information, such as passports, identification cards, or credit cards, as this could compromise the security of the information. It is not recommended to use the AirTag to keep track of anything that might put your safety or privacy at risk.

- **Carefully replace the battery in the device:**

When replacing the battery in the AirTag, practice extreme caution so that neither the AirTag nor you get injured in the process. To securely replace the battery, Apple suggests that you follow the guidelines it has provided.

- **Keep the AirTag out of the reach of infants and toddlers:**

The AirTag has several components that are so small that they present a choking hazard. Put the AirTag and all of its parts in a safe place that young children can't access.

- **Take caution when handling the AirTag:**

Because the AirTag is a little electrical device, it is important to handle it with care to prevent it from being dropped or otherwise damaged. Try to keep it away from severe temperatures, water, and any other potentially damaging situations.

- **Be sure to verify the status of the AirTag on a regular basis:**

Check the condition of the AirTag on a regular basis to ensure that it is in good working order. Check the AirTag for any evidence of damage or wear, and replace it if it's been compromised in any way.

- **Report lost or stolen AirTags:**

You are required to notify the proper authorities and supply them with the essential information in the event that you misplace your AirTag or have reason to believe it has been stolen. This will help prevent the device from being used inappropriately.

You can use the Apple AirTag in a way that is safe, responsible, and respectful of privacy while still conforming to the requirements of the law if you follow these safety precautions.

FREQUENTLY ASKED QUESTIONS

What is an Apple AirTag?

The Apple AirTag is a small tracking device designed to help you keep track of your belongings.

How does the Apple AirTag work?

The AirTag pairs with your iPhone and utilizes the Find My app to track the location of your items.

What can I attach the AirTag to?

You can attach an AirTag to various personal items such as keys, wallets, bags, or other valuables.

How do I set up an AirTag?

To set up an AirTag, you need to bring it close to your iPhone or compatible Apple device and follow the on-screen instructions.

How do I track my items with the AirTag?

You can track your items using the Find My app on your iPhone or compatible Apple devices.

Can I track multiple AirTags at once?

Yes, you can track multiple AirTags simultaneously using the Find My app.

How accurate is the tracking with the AirTag?

The tracking accuracy of the AirTag depends on various factors, including the proximity of your iPhone or Apple device to the AirTag and the environment.

Does the AirTag have a replaceable battery?

Yes, the AirTag has a user-replaceable CR2032 coin cell battery. When the battery runs low, you can easily replace it.

Does the AirTag have water resistance?

Yes, the AirTag has an IP67 water and dust resistance rating, meaning it is water-resistant up to a certain depth and duration.

Can I use the AirTag to track someone without their knowledge?

No, it is not intended to be used for tracking people without their consent. It is designed for tracking personal belongings.

Can I use the AirTag with Android devices?

The AirTag is primarily designed to work with Apple devices, so its functionality may be limited when used with Android devices.

Does the AirTag have a sound playback feature?

Yes, you can use the Find My app to make the AirTag play a sound to help you locate your item.

Can I customize the appearance of my AirTag?

Yes, you can customize the appearance of your AirTag by engraving text or selecting emoji during the purchase process.


How does the AirTag protect my privacy?

The AirTag is designed with privacy features, such as anonymous Bluetooth identifiers and end-to-end encryption to protect your location data.

Can I track an AirTag if it is out of range of my iPhone?

If your AirTag is out of range of your iPhone, you can use the Find My network, which leverages other Apple devices to help track the AirTag's location.

VIDEO – PRODUCT OVERVIEW



[Manuals+](#)